








P p P p



1. Je colorie si j'entends p.



2. J'écris les syllabes.



3. J'écris les syllabes.

pa pu pé pi po



pé



pi

pa

po

4. J'écris les mots.

pipe - pavé - épée - repas



repas

pavé

pipe

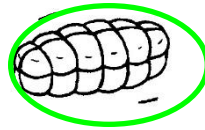

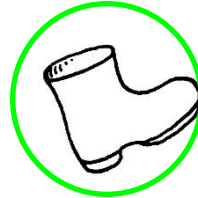

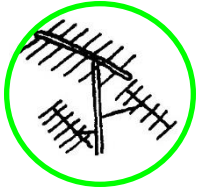
épée




T t T t



1. Je colorie si j'entends t.




2. J'écris la lettre t.



3. J'écris les syllabes.

ti té to ta tu



té



ti

to

tu

4. J'écris les mots.

télé - tortue - tomate - tapis

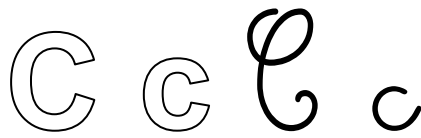
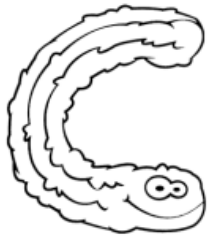


tapis



tortue

télé

tomate





1. Je colorie si j'entends c.



2. J'écris la lettre c.

Handwriting practice lines with a small 'c' written on the first line.

3. J'écris les syllabes. ca co cu




co

ca

cu

ca

4. J'écris les mots. col - café - école - canard

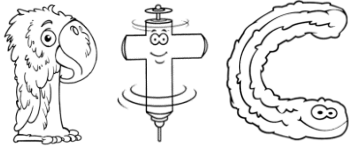


café

canard

école

col



p t c



1. Je compte les syllabes.

cacao

tomate

café

locomotive

tortue

3





3

2

5

2

2. Je lis et je dessine.



la tulipe

la tomate

le pirate

le canard

3. Je complète.

café - tapis - pipe - épée

Papa fume sa pipe

Mamie prépare le café

Le pirate a une épée


Le chat a sali le tapis



4. Je cherche et je recopie les mots comme dans l'exemple.

r : rat, rue, riz



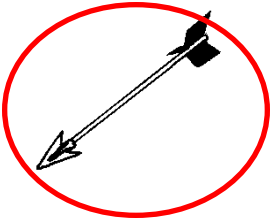
t : t....., t....., t.....



è ê è ê



1. Je colorie si j'entends è.




2. J'écris les lettres è ê.

Handwriting practice lines with the letters 'è' and 'ê' written on the first line.

3. J'écris les syllabes.

nè pè chè lè rê sè




chè



lé



nè



pè

4. J'écris un ou une. un - une

une forêt


une rivière

un rêve

un père

une mèche


un frère



B b B b



1. Je colorie si j'entends b.



2. J'entoure la lettre b B.

b b d b B P b p b b d p P B b d

3. J'écris les syllabes.

bi bé bo ba bu



ba



bi



ba



bo

4. J'écris les mots.

cube - bocal - boa - botte



bocal



botte



cube



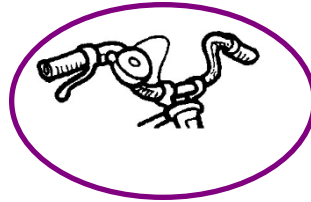

boa



D d D d



1. Je colorie si j'entends d.



2. J'écris la lettre d.

Handwriting practice lines with the letter 'd' written on the first line.

3. J'écris les syllabes.

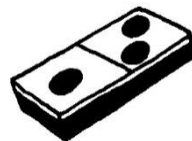
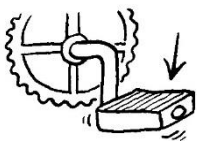


Handwriting practice lines for syllables.



Handwriting practice lines for syllables.

4. J'écris les mots. domino - pédale - dame - crocodile



pédale

crocodile

domino

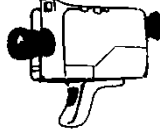
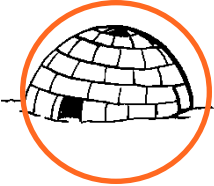

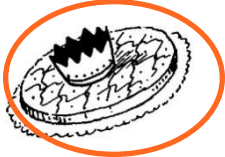
dame




G g G g



1. Je colorie si j'entends g.



2. J'écris la lettre g.



3. J'écris les syllabes.

ga gu go gue qui



gue



gui



gu



gue

4. J'écris les mots.

guêpe - gare - vague - figure



gare



figure



vague



guêpe



b d g



1. Je compte les syllabes.

garé

2

balle

2

donné

2

légume

3

boa

2

2. Je lis et je dessine.



le domino

la guitare

le tigre

la bague

3. J'écris les phrases.

adore - les - Magalie - légumes

Mamalie adore les légumes

la - gare - à - arrive - Adèle


Adèle arrive à la gare

4. Je cherche et je recopie les mots comme dans l'exemple. r : rat, rue, riz





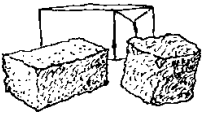
b d g : b....., d....., g.....

pr cr fr br gr vr

1. J'écris les lettres.



2. Colorie les syllabes.

				
di gre tri des chè vre ri vre su gre	ti cre vri tes sè fre li fre zu cre			

3. Complète avec les mots du n° 2.

La **chèvre** a de jolis sabots .

Mamie a préparé des **frites**

Papy a mis du **sucré** dans sa tasse.

Le **tigre** a de grosses griffes.

Bruno a acheté un **livre** sur le rugby.

4. Sépare les mots, recopie en cursive et complète le dessin.

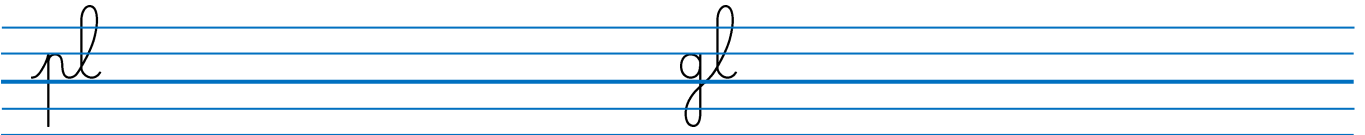
Le tigre se frotte à un arbre.




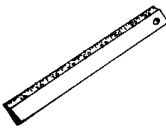



Le tigre se frotte à un arbre.

pl cl fl bl gl vl

1. J'écris les lettres.



2. Colorie les syllabes.

									
blu	me	re	cle	nus	cle	ta	ble	glo	pe
plu	ne	ré	gle	mus	gle	da	bre	clo	be

3. Écris les mots.



pluie



clé



flèche



flûte



cloche

4. Complète avec les mots du n° 3.

Tu as fermé la porte à clé

La cloche a sonné, c'est la récré !

A Noël, Jules a eu un arc et une flèche

Léa s'abrite de la pluie sous le porche.

Bruno a un petit piano et une flûte